

Scaled data based on original data using  
LM-79-08 Approved Method: Electrical and Photometric Measurements of Solid-  
State Lighting Products

Test Report Prepared for  
Cooper Lighting Solutions  
(formerly Eaton)

Brand: McGRAW-EDISON

Report Number: P385965

Luminaire Tested: **GWC-SA1C-750-U-SL2**

Issue Date: 3/3/2020

**Test Information**

Test Method: LM-79-08  
Report Number: P385965  
TEST IS SCALED FROM IESNA LM-79-08 TEST DATA (G2-1903-205-20)  
Test Lab: INNOVATION CENTER  
Issue Date: 3/3/2020  
Manufacturer: COOPER LIGHTING SOLUTIONS (FORMERLY EATON)  
Product Line: MCGRAW-EDISON  
Catalog Number: GWC-SA1C-750-U-SL2  
Description: GALLEON WALL LUMINAIRE  
(1) 70 CRI, 5000K, 1050mA LIGHTSQUARE WITH 16 LEDS AND TYPE II SPILL  
LIGHT ELIMINATOR OPTICS  
Light Source: -  
Ballast/Driver: ELECTRONIC DRIVER

**Summary**

Lumens per Lamp: N/A  
Luminaire Lumens: 7399 lumens  
Efficiency: N/A  
Efficacy: 125.4 lumens/watt  
Luminous Opening: Rectangular (W 0.5' x L: 0.5' x H: 0')  
IES Classification: Type III - Medium  
BUG Rating: B1 - U0 - G2

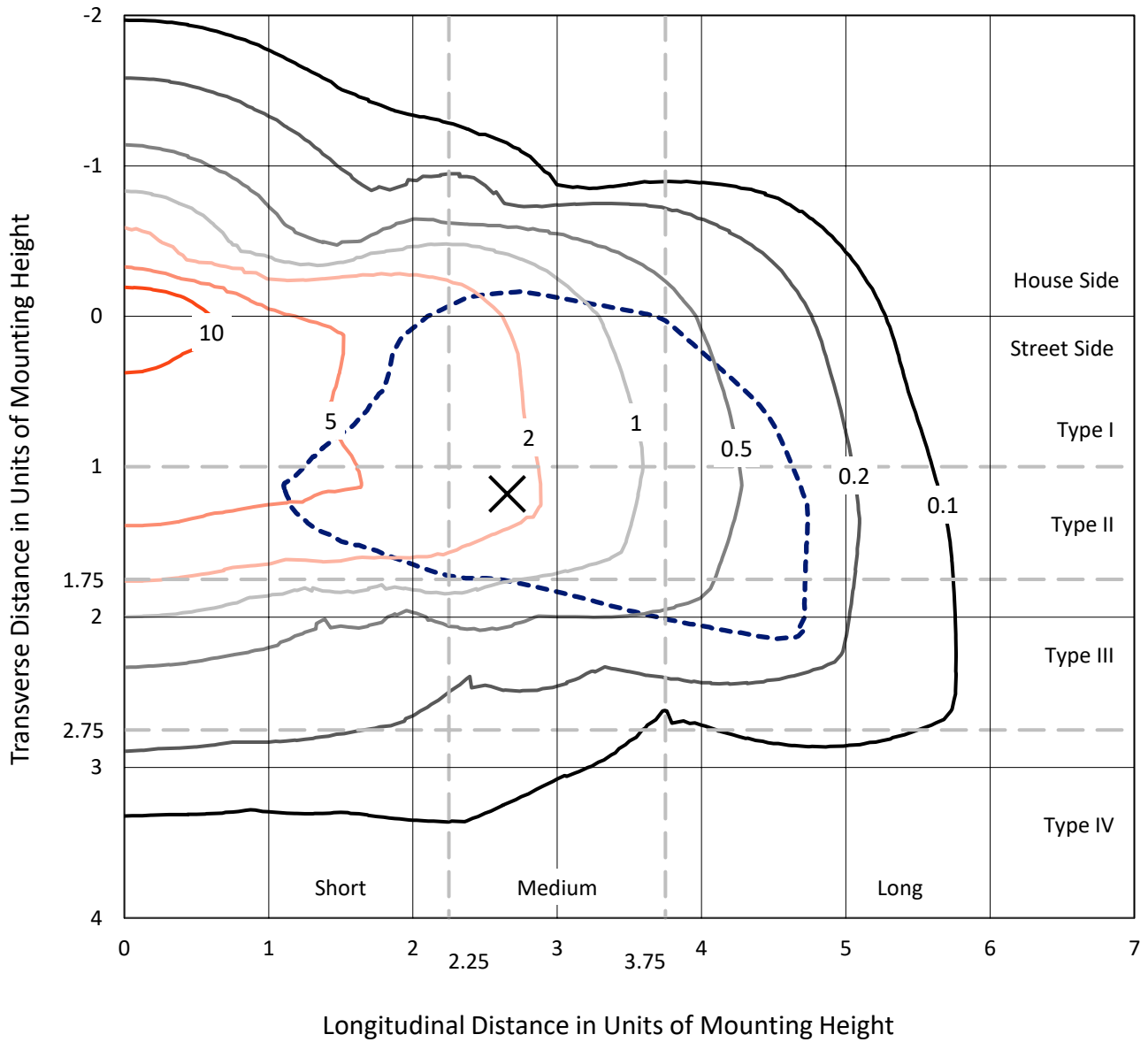
Input Watts (W): 59  
Input Voltage (V): NR  
Input Current (Ain): NR  
Voltage Rise (V): NR  
Power Factor: NR  
Total Harmonic Distortion (THDi): NR  
Frequency (hertz): 60  
Stabilization Time: NR  
Operation Time: NR  
Ambient Temperature (°C): NR  
Test Distance: 24 FT



REPORT NUMBER: P385965  
 CATALOG NUMBER: GWC-SA1C-750-U-SL2

### Iso-Footcandle Lines of Horizontal Illumination

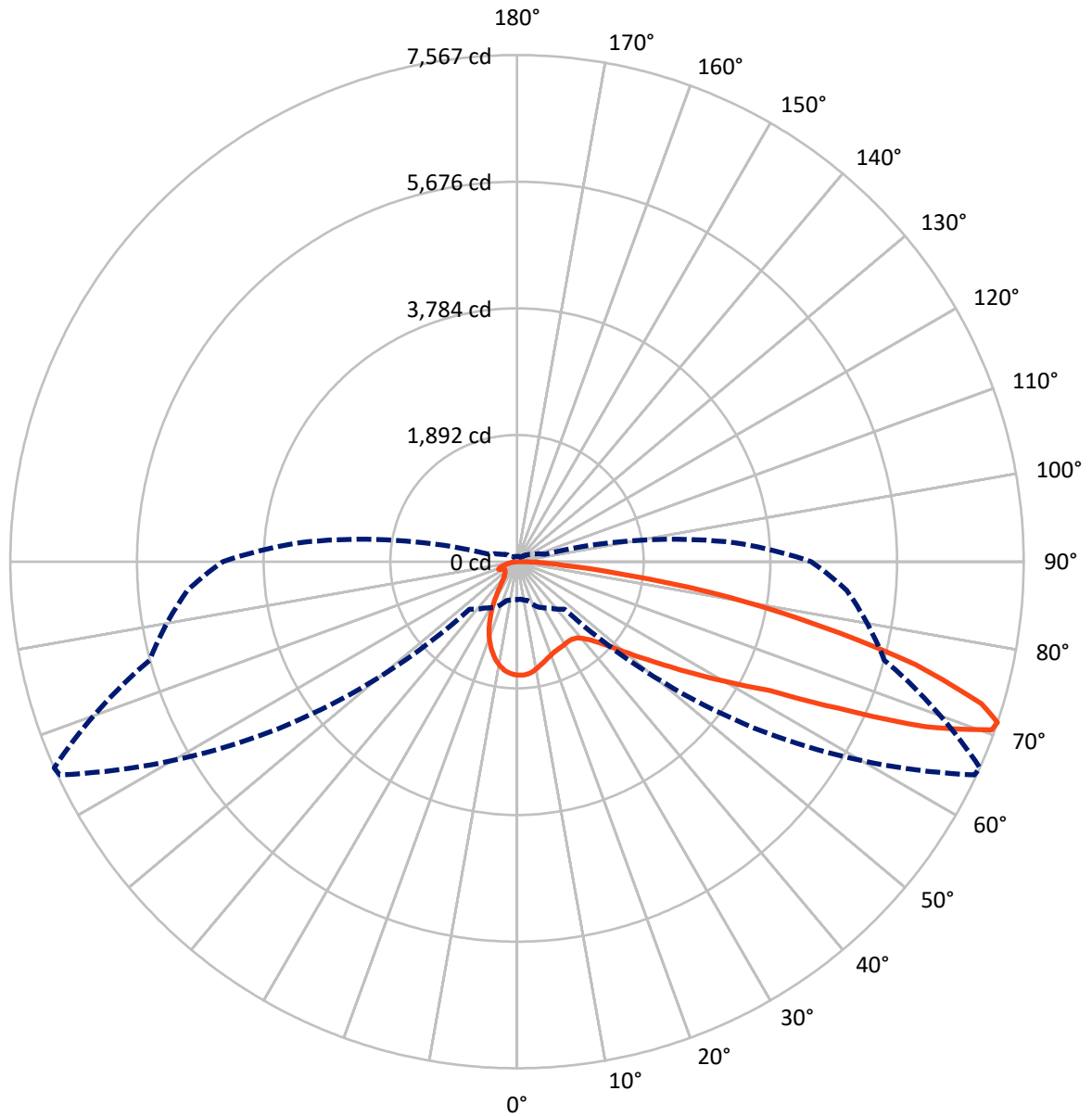
✕ Max cd  
 - - - 1/2 Max cd



Based on 10 foot mounting height. Maximum calculated value = 17 fc  
 Type III - Medium - N/A

REPORT NUMBER: P385965  
CATALOG NUMBER: GWC-SA1C-750-U-SL2

### Luminous Intensity Polar Plot



— Vertical Plane Through 66-Deg Lateral    - - - Horizontal Cone Through 71-Deg Vertical



REPORT NUMBER: P385965

CATALOG NUMBER: GWC-SA1C-750-U-SL2

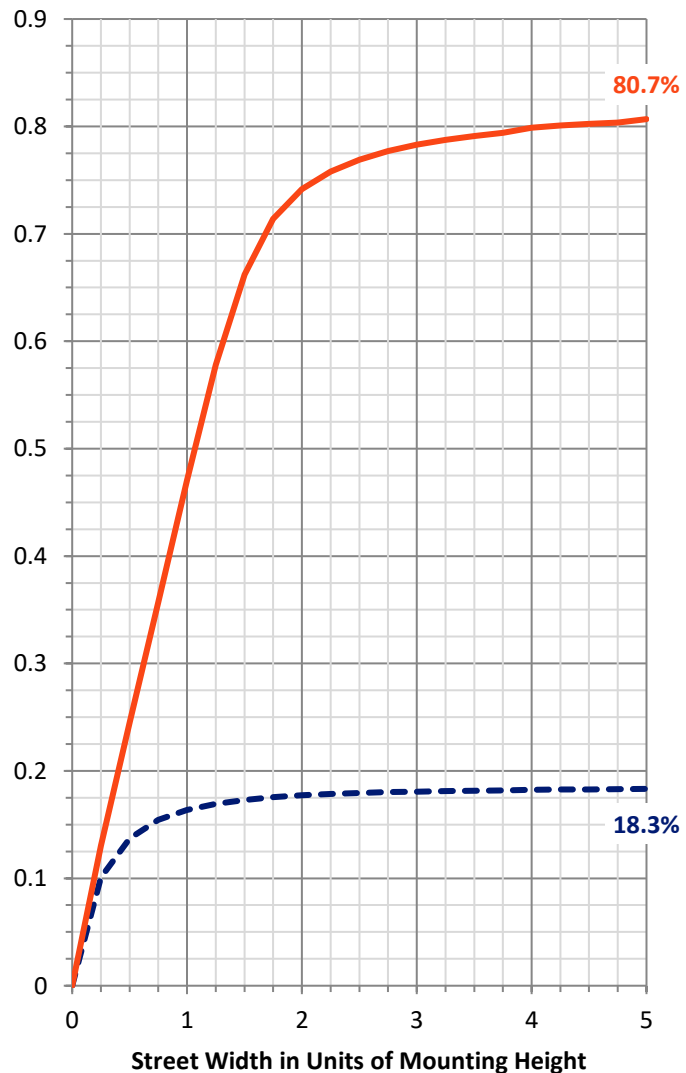
**FLUX DISTRIBUTION:**

		Downward	Upward	Total
<b>House Side</b>	Lumens	1371.2	0.0	1371.2
	% Fixture	18.5	0.0	18.5
<b>Street Side</b>	Lumens	6027.8	0.0	6027.8
	% Fixture	81.5	0.0	81.5
<b>Total</b>	Lumens	7399.0	0.0	7399.0
	% Fixture	100.0	0.0	100.0

**ZONAL LUMENS:**

Zone	Lumens	% Fixture
0°-10°	149.2	2.0
10°-20°	357.8	4.8
20°-30°	480.7	6.5
30°-40°	632.3	8.5
40°-50°	919.9	12.4
50°-60°	1436.9	19.4
60°-70°	1800.0	24.3
70°-80°	1373.0	18.6
80°-90°	249.3	3.4
90°-100°	0.0	0.0
100°-110°	0.0	0.0
110°-120°	0.0	0.0
120°-130°	0.0	0.0
130°-140°	0.0	0.0
140°-150°	0.0	0.0
150°-160°	0.0	0.0
160°-170°	0.0	0.0
170°-180°	0.0	0.0
0°-90°	7399.0	100.0
0°-180°	7399.0	100.0

**Coefficient of Utilization**



REPORT NUMBER: P385965

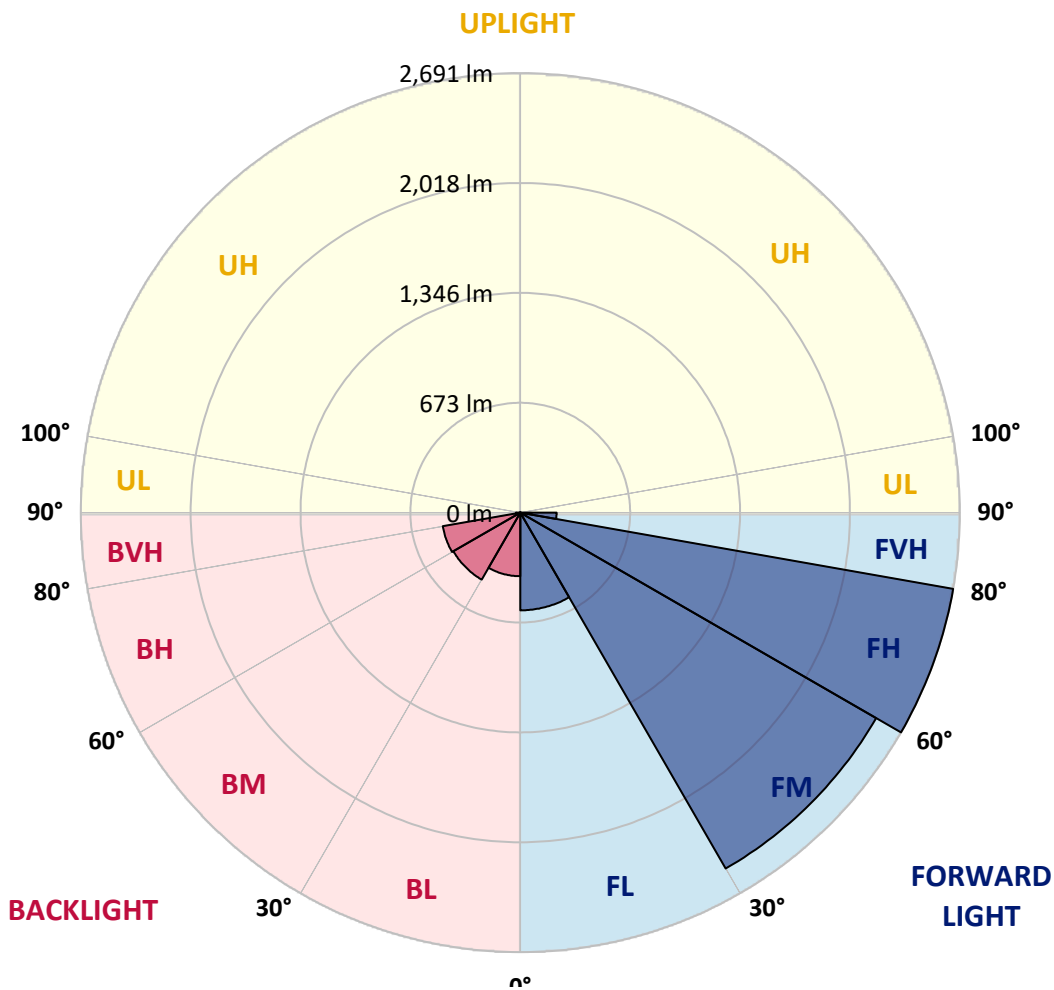
CATALOG NUMBER: GWC-SA1C-750-U-SL2

**LUMINAIRE CLASSIFICATION SYSTEM LUMEN TABLE AND BUG RATING:**

Zone	Lumens	% Fixture	Zone Rating/Lumen Limit		
			B	U	G
FL (0°-30°)	598.3	8.1			
FM (30°-60°)	2516.0	34.0			
FH (60°-80°)	2691.1	36.4			G2/5000
FVH (80°-90°)	222.3	3.0			G2/225
BL (0°-30°)	389.4	5.3	B1/500		
BM (30°-60°)	473.0	6.4	B1/1000		
BH (60°-80°)	481.8	6.5	B1/500		G1/500
BVH (80°-90°)	27.0	0.4			G1/100
UL (90°-100°)	0.0	0.0		U0/0	
UH (100°-180°)	0.0	0.0		U0/0	

**BUG Rating: B1-U0-G2**

Type III Medium





REPORT NUMBER: P385965  
 CATALOG NUMBER: GWC-SA1C-750-U-SL2

**CANDELA DISTRIBUTION (FULL):**

	0°	5°	15°	25°	35°	45°	55°	65°	66°	75°	85°
0°	1695.0	1695.0	1695.0	1695.0	1695.0	1695.0	1695.0	1695.0	1695.0	1695.0	1695.0
2.5°	1663.5	1661.0	1668.7	1676.6	1679.6	1684.7	1692.4	1696.8	1696.5	1697.3	1694.7
5°	1553.2	1549.9	1565.2	1577.7	1601.7	1628.8	1661.8	1685.3	1685.8	1699.1	1702.6
7.5°	1448.7	1446.4	1464.0	1484.2	1512.1	1553.4	1606.8	1657.4	1660.5	1696.5	1709.0
10°	1364.9	1364.4	1381.5	1403.5	1435.9	1482.2	1543.5	1617.6	1622.2	1684.2	1710.0
12.5°	1299.5	1300.5	1315.4	1340.4	1374.6	1422.9	1489.3	1572.9	1580.3	1664.8	1704.2
15°	1251.2	1255.3	1267.3	1292.6	1326.3	1375.4	1443.6	1531.5	1542.7	1643.1	1700.8
17.5°	1223.6	1228.2	1236.7	1257.6	1289.3	1336.6	1401.2	1497.5	1507.7	1626.5	1701.1
20°	1215.5	1219.3	1224.2	1236.9	1263.8	1306.7	1367.7	1466.8	1477.8	1613.2	1703.7
22.5°	1231.6	1234.4	1234.9	1233.9	1250.2	1285.2	1343.5	1444.4	1456.1	1604.5	1705.4
25°	1266.1	1269.9	1267.1	1257.6	1252.3	1273.7	1330.9	1429.5	1441.3	1598.1	1701.9
27.5°	1317.9	1318.4	1316.1	1303.9	1278.6	1275.0	1327.1	1420.9	1432.1	1590.7	1694.5
30°	1388.4	1391.7	1387.7	1371.0	1329.7	1295.4	1331.7	1412.4	1422.6	1581.3	1682.5
32.5°	1470.9	1479.1	1478.8	1461.5	1402.2	1341.2	1350.6	1407.3	1415.2	1571.3	1667.9
35°	1556.5	1567.7	1588.7	1581.3	1508.0	1413.5	1386.9	1415.5	1420.9	1570.0	1657.7
37.5°	1645.4	1656.6	1699.8	1719.7	1633.9	1516.9	1444.1	1444.4	1446.9	1585.6	1656.9
40°	1738.4	1750.4	1815.3	1867.1	1797.2	1648.0	1536.3	1504.7	1501.8	1624.0	1672.0
42.5°	1868.7	1879.4	1957.3	2023.5	1978.3	1815.8	1663.8	1597.6	1591.8	1699.1	1720.3
45°	2033.5	2042.6	2125.4	2196.2	2172.9	2007.4	1824.0	1725.6	1724.6	1824.2	1818.1
47.5°	2229.4	2236.5	2310.9	2379.3	2387.8	2227.9	2025.3	1923.1	1906.5	1995.9	1969.6
50°	2433.5	2441.4	2492.0	2565.6	2628.2	2522.9	2284.3	2165.0	2142.8	2222.5	2184.2
52.5°	2568.6	2579.1	2623.0	2716.3	2898.4	2846.3	2590.6	2458.3	2424.6	2497.1	2467.7
55°	2508.3	2531.8	2599.0	2748.5	3114.6	3340.4	2968.4	2800.3	2762.3	2822.6	2805.2
57.5°	2234.2	2266.4	2358.1	2588.8	3145.0	3775.7	3539.6	3203.2	3176.4	3159.0	3166.9
60°	1733.3	1764.2	1877.9	2178.6	2933.2	4093.5	4399.3	3699.8	3661.0	3496.7	3503.9
62.5°	1226.7	1211.1	1289.0	1509.0	2383.4	4130.8	5377.4	4364.0	4236.3	3853.3	3821.9
65°	935.5	931.9	966.9	1036.9	1443.6	3684.5	5960.1	5480.4	5280.8	4272.8	4198.7
67.5°	768.7	762.3	796.8	898.7	929.6	2377.0	5972.9	6775.5	6579.6	4795.0	4634.5
70°	632.0	624.9	657.0	788.6	859.1	1205.5	5026.9	7534.0	7523.5	5456.1	4963.6
71°	566.6	561.5	600.1	746.2	844.0	1004.7	4340.2	7536.0	7567.4	5679.9	4944.1
72.5°	461.4	463.1	504.0	664.2	832.8	887.2	3189.9	7184.8	7251.2	5893.2	4767.6
75°	306.6	308.1	361.7	510.9	807.5	868.0	1753.2	6028.8	6150.9	5765.4	4350.5
77.5°	205.9	205.4	241.9	350.5	703.5	868.0	1028.0	4509.1	4643.2	4587.5	3353.9
80°	141.8	140.8	166.6	241.9	532.6	878.5	794.7	3160.0	3200.6	2477.4	1363.1
82.5°	86.9	87.6	108.8	170.9	362.5	790.6	750.3	1723.1	1678.9	694.8	340.5
85°	49.8	49.6	69.5	115.7	232.7	667.3	731.6	741.6	680.3	209.2	123.1
87.5°	17.9	19.2	37.3	64.1	133.3	464.7	620.8	385.7	347.7	94.5	55.7
90°	0.0	0.0	0.0	0.0	0.0	0.0	0.0	0.0	0.0	0.0	0.0



REPORT NUMBER: P385965  
 CATALOG NUMBER: GWC-SA1C-750-U-SL2

**CANDELA DISTRIBUTION (continued):**

	90°	95°	105°	115°	125°	135°	145°	155°	165°	175°	180°
0°	1695.0	1695.0	1695.0	1695.0	1695.0	1695.0	1695.0	1695.0	1695.0	1695.0	1695.0
2.5°	1692.9	1694.5	1692.7	1682.5	1673.8	1659.7	1651.8	1640.8	1637.5	1636.0	1640.0
5°	1699.3	1699.8	1684.7	1657.9	1627.8	1592.3	1566.7	1535.3	1520.5	1514.1	1518.2
7.5°	1705.2	1702.9	1669.9	1618.6	1562.9	1501.1	1446.2	1395.8	1366.4	1354.4	1355.5
10°	1706.0	1696.2	1643.4	1563.9	1477.6	1386.9	1302.6	1224.9	1175.9	1143.9	1153.7
12.5°	1698.0	1681.7	1604.3	1493.2	1373.3	1249.7	1135.8	1019.3	949.3	916.8	917.9
15°	1691.9	1662.3	1556.3	1409.9	1248.9	1085.2	929.6	792.7	718.1	684.9	669.3
17.5°	1686.8	1641.3	1500.6	1316.1	1102.0	894.4	707.4	585.3	544.4	534.7	530.6
20°	1679.6	1619.1	1438.5	1207.6	934.7	680.8	516.5	456.2	456.5	467.7	469.3
22.5°	1669.7	1593.8	1372.3	1085.7	755.1	495.8	404.9	387.5	405.2	426.6	430.4
25°	1654.9	1563.9	1298.8	951.1	575.8	381.1	345.9	345.1	366.6	389.1	392.4
27.5°	1633.9	1524.8	1217.0	806.5	424.3	323.9	309.9	315.2	331.1	347.4	348.7
30°	1605.8	1479.4	1126.8	654.0	332.6	288.4	286.9	291.7	301.4	312.9	314.0
32.5°	1574.9	1433.1	1030.5	506.3	284.8	269.3	270.8	273.1	277.7	282.3	283.3
35°	1546.8	1385.9	931.9	384.7	262.1	256.7	255.7	255.2	255.7	254.2	254.4
37.5°	1528.7	1346.8	829.2	306.3	249.1	245.8	242.7	238.9	234.5	232.0	232.5
40°	1522.0	1317.7	725.2	264.7	238.3	236.0	230.2	222.0	216.9	215.4	215.4
42.5°	1539.9	1302.6	624.9	243.7	229.4	225.6	215.9	206.4	202.6	202.3	202.1
45°	1594.6	1308.7	529.3	232.2	221.2	213.8	201.0	193.1	190.6	191.1	190.8
47.5°	1692.7	1347.3	447.6	224.5	213.1	203.3	189.0	182.7	179.6	179.6	179.8
50°	1859.5	1437.5	382.4	218.2	206.2	193.6	180.4	172.4	168.3	168.1	168.1
52.5°	2102.4	1598.9	341.8	212.8	198.5	185.0	171.7	161.7	156.9	155.8	155.3
55°	2406.9	1830.4	330.6	209.2	188.3	175.5	161.2	151.2	145.9	143.6	143.3
57.5°	2747.5	2111.9	352.8	204.9	177.8	164.3	149.7	140.2	134.6	131.8	131.6
60°	3092.1	2419.2	443.5	198.7	169.1	152.0	137.9	129.3	123.6	120.6	120.1
62.5°	3437.2	2743.1	628.7	198.2	163.0	140.2	125.9	118.5	113.2	109.8	109.1
65°	3826.5	3097.7	839.2	211.8	160.9	129.5	113.7	107.8	103.2	100.1	99.9
67.5°	4273.6	3498.0	819.0	239.6	167.8	119.8	102.2	97.6	94.3	91.7	91.5
70°	4483.3	3435.4	509.1	259.3	177.5	110.4	91.2	87.9	85.3	83.5	82.8
71°	4395.4	3262.0	426.9	257.0	176.5	106.3	86.9	84.3	81.7	80.2	79.4
72.5°	4155.8	2974.8	356.1	239.1	165.0	98.9	81.2	78.7	76.4	74.6	74.1
75°	3729.2	2656.8	285.1	191.1	131.6	83.5	71.3	68.5	66.7	65.7	64.6
77.5°	2741.3	1896.0	220.5	151.0	96.8	68.2	60.8	58.8	57.0	55.4	54.7
80°	1050.2	734.4	148.4	112.7	71.0	53.9	49.0	48.0	46.2	45.2	45.2
82.5°	282.8	219.4	79.2	68.2	47.5	39.3	37.6	37.0	35.5	33.5	33.7
85°	114.4	96.8	44.4	37.6	29.1	23.2	25.3	25.5	23.8	21.2	21.5
87.5°	50.3	41.1	24.8	16.6	12.8	8.9	11.5	11.5	10.5	8.7	7.9
90°	0.0	0.0	0.0	0.0	0.0	0.0	0.0	0.0	0.0	0.0	0.0



Signify Classified - Internal  
Cooper Lighting Solutions Photometric Lab  
1121 Highway 74 South  
Peachtree City, GA 30269

Scaled Data Report



Report Generated By 670245982

Signify Classified - Internal  
Cooper Lighting Solutions Photometric Lab  
1121 Highway 74 South  
Peachtree City, GA 30269

Scaled Data Report



Signify Classified - Internal  
Cooper Lighting Solutions Photometric Lab  
1121 Highway 74 South  
Peachtree City, GA 30269

Scaled Data Report



Signify Classified - Internal  
Cooper Lighting Solutions Photometric Lab  
1121 Highway 74 South  
Peachtree City, GA 30269

Scaled Data Report



Signify Classified - Internal  
Cooper Lighting Solutions Photometric Lab  
1121 Highway 74 South  
Peachtree City, GA 30269

Scaled Data Report



--- HS — SS

Signify Classified - Internal  
Cooper Lighting Solutions Photometric Lab  
1121 Highway 74 South  
Peachtree City, GA 30269

Scaled Data Report



u

Signify Classified - Internal  
Cooper Lighting Solutions Photometric Lab  
1121 Highway 74 South  
Peachtree City, GA 30269

Scaled Data Report



Signify Classified - Internal  
Cooper Lighting Solutions Photometric Lab  
1121 Highway 74 South  
Peachtree City, GA 30269

Scaled Data Report



(END OF REPORT)